Poarta metalica cu portita inclusa
scara 1:20

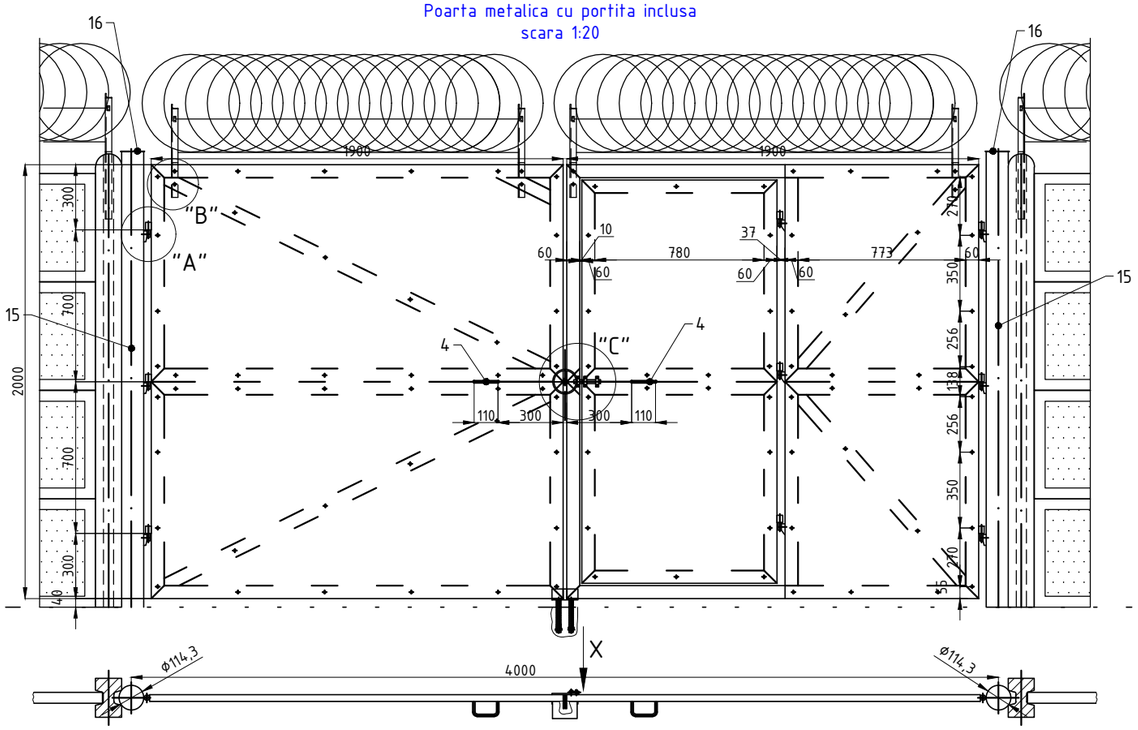

Detaliu "A"
scara 1:2

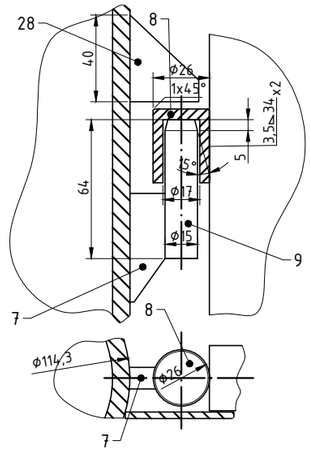

Detaliu "B"
scara 1:5

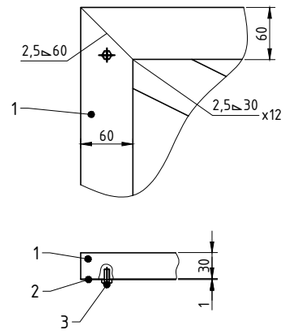

Detaliu "C"
scara 1:5

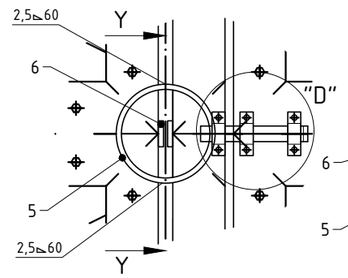

Sectiune Y-Y
scara 1:5

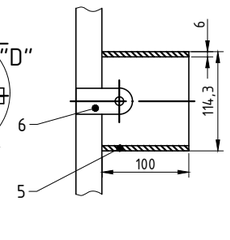

Poziția 22 Ureche
scara 1:2

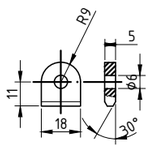

Poziția 21 Zăvor
scara 1:2

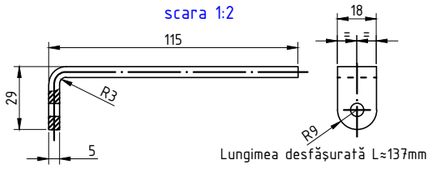

Lungimea desfășurată L≈137mm

Nota:
Piesa notata in tabel cu nr. 24 va fi sudata pe inaltimea stalpilor la balamale, la mijloc pe una dintre foile portii pe exterior si pe perimetrul golului portitei incluse in poarta pentru acoperirea rosturilor.

Detaliu "D"
scara 1:2

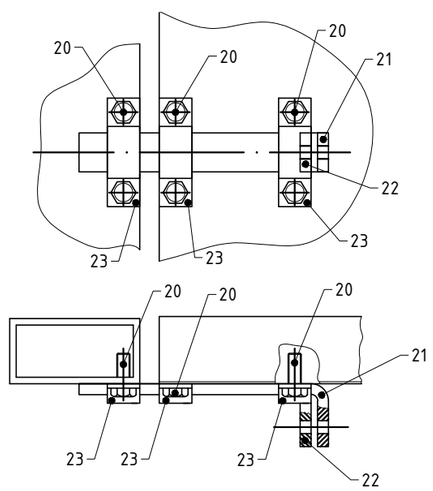

Poziția 12
Bucșă ghidare
scara 1:2

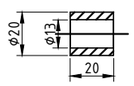

Poziția 10
Opritor
scara 1:2

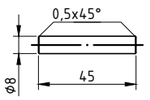

Poziția 13 Țeavă
scara 1:2

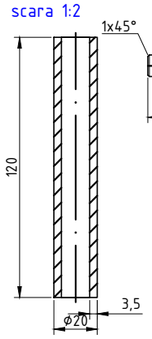

Poziția 11
Mâner închizător
scara 1:2

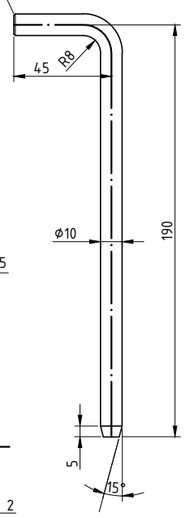

Lungimea desfășurată L≈230mm

Poziția 17 Ghidaj
scara 1:1

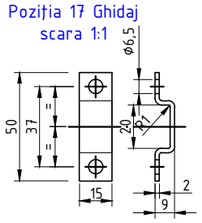

Lungimea desfășurată L≈70mm

Poziția 4 Mâner
scara 1:2
Material OL37

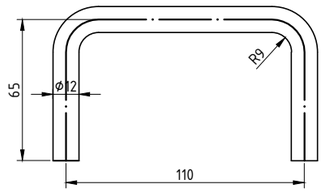

Lungimea desfășurată L≈250mm

Poziția 6 Clemă
scara 1:2

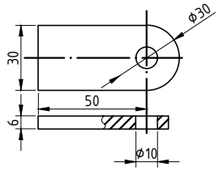

Detaliu suport sarma
scara 1:5

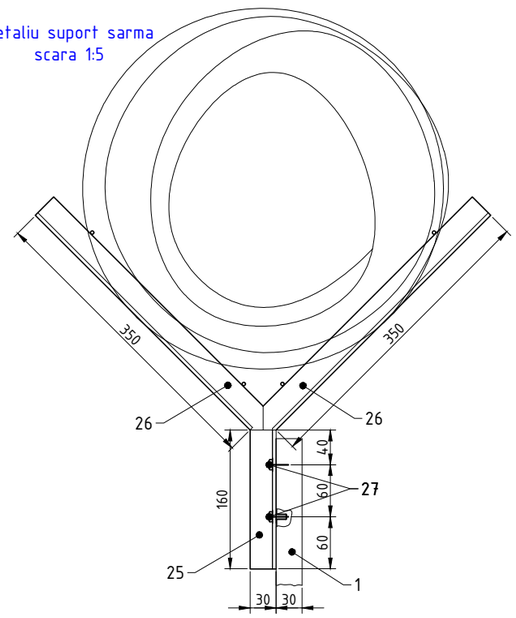

Vedere din "X"
scara 1:2

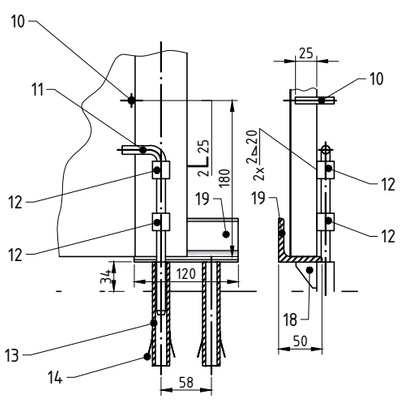

								Total [kg]	370.51
28	Opritor	S235JR	SR EN 10025	30x3	0.707	0.04	0.03	9	0.25
27	Șurub autoforant	otel zincat	SR EN ISO 4017/2011	M4,2x25			0.02	8	0.16
26	Suport sârmă	S235JR	SR EN 10025	LL30x30x4	1.78	0.35	0.62	8	4.98
25	Piesa fixare poart	S235JR	SR EN 10025	LL30x30x4	1.78	0.16	0.28	4	1.14
24	Platb. mascat gol	S235JR	SR EN 10058/2003	50x3	1.178	2.00	2.36	4	9.42
23	Ghidaj	S235JR	SR EN 10024	15x2	0.236	0.07	0.017	3	0.05
22	Ureche	S235JR	SR EN 10025	18x5	0.707	0.02	0.01	1	0.01
21	Zăvor	S235JR	SR EN 10025	18x5	0.707	0.14	0.10	1	0.10
20	Șurub autoforant	otel zincat	SR EN ISO 4017/2011	M4,2x19			0.02	6	0.12
19	Cornier suport	S235JR	SR EN 10025	LL50x50x6	4.47	0.12	0.54	1	0.54
18	Guseu	S235JR	EN 10051	30x10	2.36	0.025	0.06	2	0.12
17	Prazn	S235JR		ø8	0.395	0.30	0.12	8	0.95
16	Capac stâlp	S235JR	SR EN 10025	120x2	1.57	0.12	0.19	2	0.38
15	Stâlp poartă	S235JRH	EN 10219-1	ø114,3x8	21	3.00	63.00	2	126.00
14	Prazn	S235JR		ø6	0.222	0.05	0.01	4	0.04
13	Țeavă	S235JRH	EN 10219-1	ø20x3,6	1.46	0.12	0.18	2	0.35
12	Bucșă ghidare	S235JR	SR EN 10025	ø20	2.47	0.020	0.05	2	0.10
11	Mâner închizător	S235JR		ø10	0.617	0.230	0.14	1	0.14
10	Opritor	S235JR		ø8	0.395	0.045	0.02	8	0.14
9	Bolț balama	S235JR	SR EN 10025	ø15	1.39	0.064	0.09	9	0.80
8	Bucșă balama	S235JR	SR EN 10025	ø26	4.17	0.034	0.14	9	1.28
7	Suport bolț	S275JR	SR EN 10058/2003	50x5	39.25	0.017	0.67	9	6.01
6	Clemă	S235JR	SR EN 10058/2003	30x6	1.41	0.065	0.02	2	0.04
5	Tub de protectie	S235JRH	EN 10219-1	ø114,3x6	13.5	0.10	1.35	1	1.35
4	Mâner	S235JR		ø12	0.888	0.250	0.02	2	0.04
3	Șurub autoforant	otel zincat	SR EN ISO 4017/2011	M4,2x19			0.02	100	2.00
2	Față tabla 1 mm	tb. zincată	EN 10143	2000x1000	7.85	2.00	15.70	4	62.80
1	Ramă ț.v. drept.	S235JR	SR EN 10219	60x30x3	3.78	4.00	15.12	10	151.20
Poz	Denumire	Material	STAS	Dim. [mm]	kg/m	m	kg/buc	Nr. Buc	Masa total

REV.	DATA	DESCRIEREA MODIFICĂRII	PROIECTAT	VERIFICAT/APROBAT
VERIFICATOR		CERINTA	NR. AUTORIZATIE	

HAGAG ENERGY
HAGAG DISTRIBUTIE SI FURNIZARE S.R.L.
H Herastrau Park, Str. Gheţarilor nr.23-25,
etaj 4, sector 1, Bucuresti, cod postal: 014106
J2025063364005 CIF RO52372058
tel: (+4) 031 005 1520, (+4) 079 133 2800
email: office@hagagenergy.com; www.hagagenergy.com
Autorizatia A.N.R.E. tip PT nr. 24634/ 28.08.2025

Specificatie	Nume	Semnatura	PROIECT: Înfiinţare sistem distribuţie gaze naturale în comuna Mârşa, judeţul Giurgiu	
Sef proiect	Chitu Gina Monica			
Proiectat	Teslaru Bogdan			
Desenat	Teslaru Bogdan		OBIECT: Conducta de racord și SRMP	
Beneficiar: **COMUNA MÂRŞA, JUDETUL GIURGIU** Mârşa, judeţul Giurgiu, CP087160 Email: primariamirsa@yahoo.com Telefon: 0246-268187	Scara: 1:20, 1:10, 1:5	TITLU PLANSA: Poarta (4m) cu portita inglobata cu fete din tabla zincata		
	Data: 2025	PROIECT NR.: P.0006	Rev. 0	
	Faza: DTAC + PT	PLANSA NR.: PD2G6-0605-C-08	Pagina 1/1	